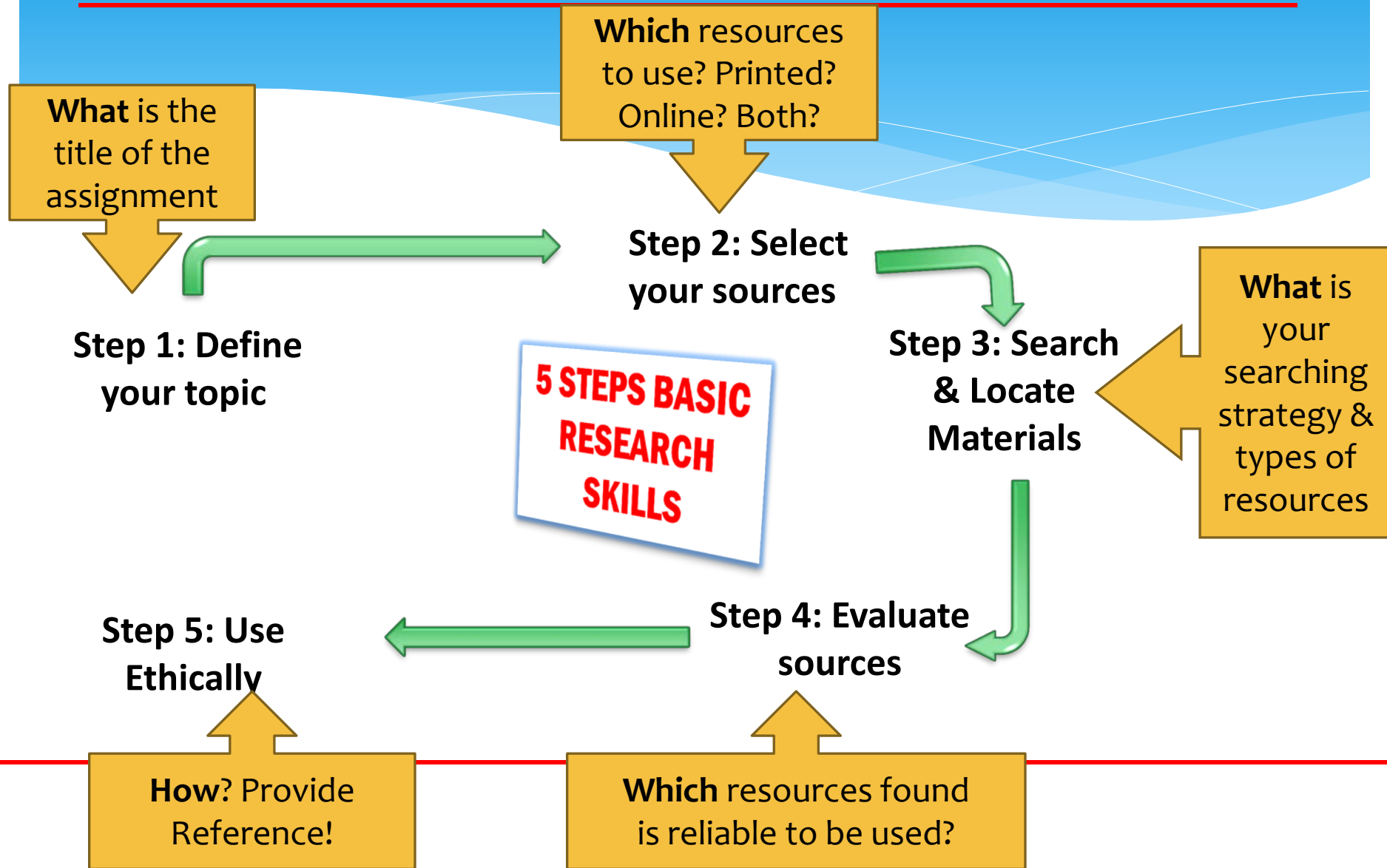


Research Skills (Undergraduates)

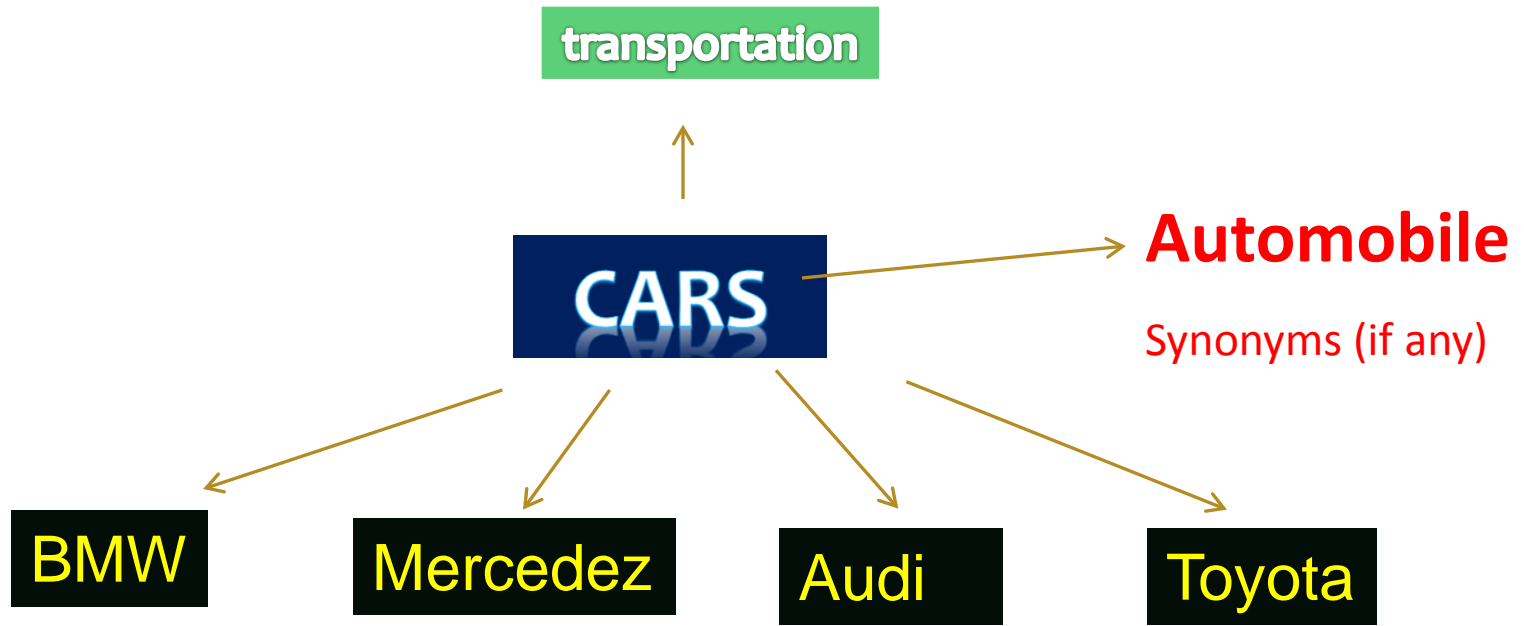
Basic Research Skills (Undergraduates)



Step 1: Define your topic

What are the issues faced in
animation industry?

Keywords



Keywords

Creative arts

Issues in Animation industry

= Problems in animation industry

Copyright infringement

Unmarketable

Economic conditions

What are the issues faced in animation industry?

Concepts	Synonyms	Broader terms	Narrower terms
Issues in Animation industry	Problems in animation industry	Creative arts	<ul style="list-style-type: none">• Copyright infringement• Unmarketable• Economic conditions

Keyword Building

HINTS: Think of...


- ✓ **singular** or **plural** words eg. job, jobs
- ✓ words with **alternative spellings**
eg. organisation, organization
- ✓ words that mean **similar things/synonyms**
eg. jobs, work roles
- ✓ work tasks words that have commonly used as **abbreviations**
eg. HRM, human resource management

TIP: Consult the relevant chapter of your textbook or any reference source (dictionary, encyclopedia) to identify keywords you could use.

Step 2: Select your sources

Categories of resources:

1. References
2. Print books & Journals
3. Online resources
4. Internet resources



Step 3: Search and Locate material

* Searching strategy:

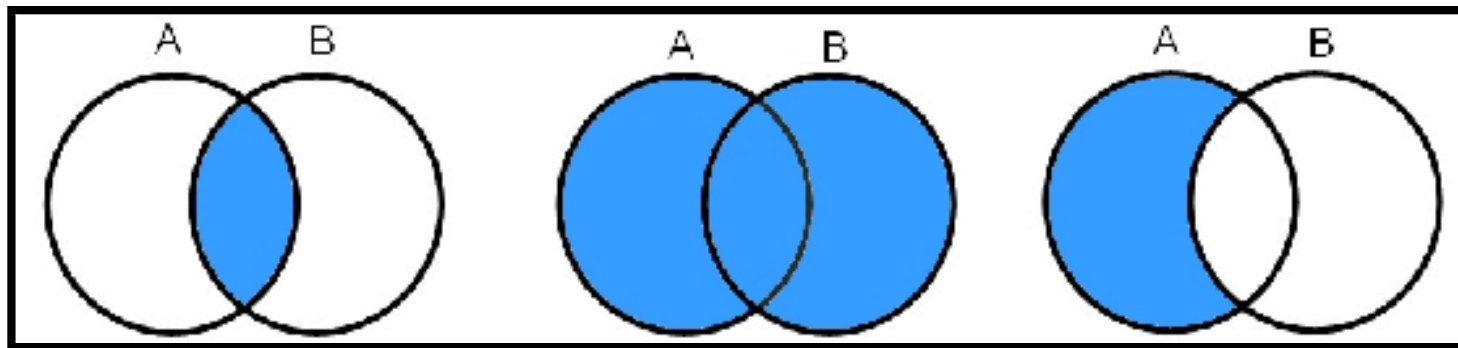
✓ **Boolean Operators**

✓ **Wildcard and Truncation**

Construct search statement – Boolean Operators

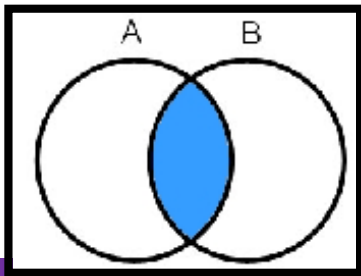
- * Use the list of terms to search or
- * to construct a *search statement* by using Boolean Operators
- * Keywords: Animation
Disney

AND, OR, NOT



Examples.....

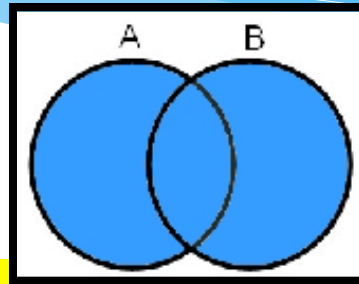
Keywords: Animation, Disney



Animation

AND

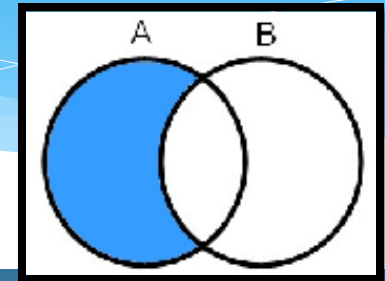
Disney



Animation

OR

Disney




Animation

NOT

Disney

Truncation (*) and Wildcard(?) Symbols

- * represents a group of unknown characters in addition to those in your search criteria (search using root word)
- * E.g.: key in **construct*** in an search, results will be: "construction", "constructions", "constructivist"



- * represents a single character in addition to those in your search criteria (not sure of spelling)
- * E.g.: key in **organi?ation**, the results will be: "organization" and "organisation"



Searching information in Taylor's Library

Searching tools on the library website:

- * Multisearch
- * Taylors Catalogue
- * Online databases
- * E-journals

Multisearch (Taylor's Library 1-Stop Search)

The screenshot shows the Taylor's University Library website. The browser address bar displays 'library.taylors.edu.my'. The page header includes the Taylor's University logo and 'Library' text. A navigation menu contains 'About', 'Resources', 'Services', 'Research Help', and 'Ask & Tell'. A red banner features a 'Facebook' button and an 'Ask a Librarian chat' icon. Below the banner, there are several small images of library interiors. A search bar is highlighted with a red border, containing the text 'animation' and a 'SEARCH' button. To the left of the search bar, a green arrow points to the URL 'library.taylors.edu.my' with the text 'Key in Taylor's Library URL'.

The screenshot shows the 'Online databases' section of the website. It includes a breadcrumb trail 'resources > Online databases'. Below the title, there are two tabs: 'Subscribed Database' and 'Free database'. A message reads: 'Please click on the database titles to access the online database'. The section is organized into columns with letters 'A' and 'I' as section headers. Under 'A', there are links for 'Academic Source Complete @EBSCOhost', 'ACM Digital Library', and 'Avery Index to Architectural Periodicals @ProQuest CSA'. Under 'I', there are links for 'International Encyclopaedia of Human Geography' and 'IEEE/ET Electronic Library'.

To know more on how to use Multisearch, check out our **Online Tutorial** page

The 'Quick Links' section contains a link labeled 'Taylor's Online' with a blue arrow pointing to the right.

Taylor's Catalogue

The image shows a screenshot of the Taylor's University Library website. The browser address bar displays the URL `library.taylors.edu.my/new/`. A green arrow points from a text box to this URL. The website header features the Taylor's University and Taylor's College logos, with the word "Library" prominently displayed. A navigation menu includes "Home", "About", "Resources", "Services", "Research Help", and "Ask & Tell". A red box highlights the "Resources" menu, which is open to show "Taylor's Catalogue", "Online Databases", "E-Journals", "Online newspapers", and "Reading Lists". A blue arrow points from the "Resources" menu to the "Taylor's Catalogue" link. Below the navigation menu, there are buttons for "Taylor's Catalogue", "Multisearch", and "Reading List". A search bar is visible with the text "Quick Search" and "Interactive design". On the right side, there are sections for "Ask a Librarian chat", "Recommend a resource FORM", and "FREQUENTLY Asked Question".

Key in Taylor's Library URL

Taylor's Catalogue

Online Databases

E-Journals

Online newspapers

Reading Lists

Taylor's Catalogue

Multisearch

Reading List

Quick Search | **Interactive design**

Ask a Librarian chat

Recommend a resource FORM

FREQUENTLY Asked Question

To know more on how to use Taylor's Catalogue, check out our **Online Tutorial page**

Online Databases

The screenshot shows the Taylor's University Library website. A green box with the text "Key in Taylor's Library URL" has an arrow pointing to the address bar, which contains "library.taylors.edu.my". A yellow box highlights the "Resources" menu, with a yellow arrow pointing to the "Online Databases" option. The website features the Taylor's University logo, navigation menus (Home, About, Resources, Services, Research Help, Ask & Tell), and a search bar. On the right side, there are links for "Ask a Librarian chat", "Recommend a resource FORM", and "FREQUENTLY Asked Question". A digital clock shows 04:03 PM 42.

rytrial website. We are trying our level best to resolve some technical glitches due to an internal error. We regret any inconvenience caused. Thank you f

Attention NEW students!

Welcome to the *Taylor's Library!*

Come and explore your state-of-the art library which exudes "cool" (and not just because of the air-conditioning)! We're excited because we know whenever you enter here; you embark on one of many journeys of discovery, research, unlimited learning and boundless knowledge!

Unfamiliar with the library? Various workshops are now ongoing in the library to help you get familiarized here and to maximize your use of the vast resources available. Do participate in our fun and informational workshops to get the best of your tertiary learning experience! For further enquiries, refer to the Information Services desk.

We are pleased to be of service to you and hope that you would have an enjoyable and successful academic year at Taylor's! Please get in touch with us if you need any further assistance.

Email: libraryenquiry@taylors.edu.my

Online databases

3 different tabs for different databases
(Subscribed, Free & Trial)

Subscribed Database

Free database

Trial database

Please click on the database titles to access the online databases.

A

Academic Source Complete @EBSCOhost
ACM Digital Library
Avery Index to Architectural Periodicals @EBSCOhost

B

Business Source Complete @EBSCOhost
British National Formulary (BNF)
BMJ Best Practice
BMJ.com
BMJ Journals Collection
BMJ onExamination

I

International Encyclopedia of Education
International Encyclopedia of Human Geography

J

JSTOR

K

Arranged by **alphabetical**
order

Suggested online databases*

1. Ebrary (ebook)
2. Academic Source Complete @ EBSCOhost
3. JSTOR
4. Credo Reference
5. Encyclopedia Britannica Online
6. Avery Index to Architectural Periodicals @ EBSCOhost
7. ProQuest Dissertation and Theses
8. Emerald Management Xtra

*The listed online databases above are suitable for general topics (such as Animation, Marketing, Management. For more info of other e-journals specific for other topics, visit **Information Desk at the library**

E-journals

The screenshot shows the Taylor's University Library website. A green box with the text "Key in Taylor's Library URL" has a green arrow pointing to the address bar of a browser window, which contains "library.taylors.edu.my". A blue arrow points to the "E-Journals" option in a red navigation menu. The menu also includes "Taylor's Catalogue", "Online Databases", "Online newspapers", and "Reading Lists". The website header features a navigation bar with "Home", "About", "Resources", "Services", "Research Help", and "Ask & Tell", along with a Facebook icon. The main content area includes a search bar with "Quick Search" and "Enter keywords..", a "SEARCH" button, and a digital clock showing "07:13 PM 20". On the right side, there are several service tiles: "Subject Guides browse by topic", "e-Repository @Taylor's", "Recommend a resource FORM", and "FREQUENTLY Asked Question".

any inconvenience caused. Thank you for your patience

Attention NEW students!

Welcome to the *Taylor's Library!*

Come and explore your state-of-the art library which exudes "cool" (and not just because of the air-conditioning)! We're excited because we know whenever you enter here; you embark on one of many journeys of discovery, research, unlimited learning and boundless knowledge!

Unfamiliar with the library? Various workshops are now ongoing in the library to help you get familiarized here and to maximize your use of the

Useful e-journals*

1. Design Issues
2. Games and Culture
3. Global Media and Communication
4. Visual Communication
5. Journal of Broadcasting and Electronic Media
6. Media, Culture & Society

*The listed e-journals above are suitable for topics related to Animation. For more info of other e-journals specific for other topics, visit **Information Desk at the library**

Step 5: Use Ethically

* Plagiarism - the act of presenting someone else's work or ideas as your own.

**“Cut-and-paste”,
copying, stealing,
borrowing, hiring**

Quoting without citing

**Using ideas without
citing**

DELIBERATE

ACCIDENTAL



Plagiarism??

Plagiarism, a Literary theft:

Present as new and original an idea or product derived from an existing source

Copy and paste
without quotation
marks and
referencing

Presenting other
people's work or
ideas as your own

What is a Citation?

- * A "citation" is the way you tell your readers that certain material in your work came from another source.
- * It is a way to overcome **PLAGIARISM**
- * 2 places to put your citation:
 - a) In text citation
 - b) Reference list



Referencing..How to do it??

The screenshot shows the Taylor's University Library website. A green box with the text "Key in Taylor's Library URL" has an arrow pointing to the address bar, which contains "library.taylors.edu.my". A yellow box highlights the "Citing resources" option in the "Resources" dropdown menu. A blue arrow points from the "Citing resources" box to the "Resources" menu item. Other annotations include a red box around the "e-Repository @Taylor's" button and a red box around the "Frequently Asked Question" button. The website features the Taylor's University logo, navigation menus, a search bar, and various service buttons like "Subject Guides browse by topic", "Recommend a resource FORM", and "Frequently Asked Question". A digital clock shows 03:29 PM.

Welcome to the new Taylor's Library trial website. We are trying our level best to resolv

Attention NEW students!

Welcome to the *Taylor's Library!*

Copyright and other information about the content of this document is the property of the copyright owner. All rights reserved. For more information, please contact the copyright owner.

3 different tabs for different style of citation (Harvard, MLA & APA)

CITING RESOURCES

HARVARD STYLE

MLA STYLE

APA STYLE

Harvard is an author-date style, with in-text citations and a reference list (in alphabetical order). The Harvard Citation Style is widely used, but with a number of variations. Consistency is important, make sure that you are consistent in your own application of the style.

Books

Books with single author

Use the title page, for the reference details. Only include the edition where it is not the first. A book with no edition statement is most commonly a first edition.

The required elements for a book reference are:

- Author, Initials., Year. *Title of book*. Edition. (only include this if not the first edition) Place of publication (this must be a town or city, not a country): Publisher.

Reference:

- Mahathir Mohamed, Tun., 2011. *A doctor in the house: the memoirs of Tun Dr Mahathir*. Petaling Jaya,



More information

- ▶ [Citing Resources](#)
- ▶ [Intralibrary Loan](#)
- ▶ [Interlibrary Loan](#)
- ▶ [Information Literacy classes](#)

Quick Links

- ▶ [Taylor's Online](#)

More help needed?

- * **Kindly visit us at any of the Information Counter below for extensive resources for your dissertation/ research:**
 - * **Lakeside Library: Level 3**
 - * **Sri Hartamas Library: Ground Floor**
 - * **Subang Jaya Library: Level 2**

We will be happy to assist you!